



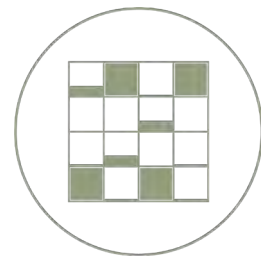
NOVUS COLLECTION

SPECIFICATION GUIDE &
PRICE LIST

MARCH 2024



NOVUS åben

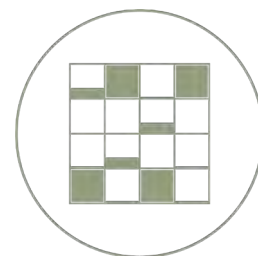


åben is our newest addition to the Novus collection. Designed to be flexible and future focused, this new product provides a ready assembled unit in a slim lightweight steel frame, reducing fitting time for fast and easy assembly.

Available in single and double width units, the åben can be linked to other units to expand the system to your space requirements.

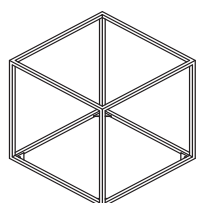
Designed to be as flexible as you need it to be with multiple coordinated elements to style and maximise storage and acoustic functionality.





Step 1 : Select your steel frame configuration

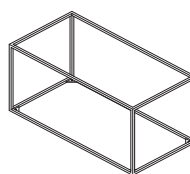
The steel construction of the Novus Collection can be built piece by piece to create your perfect configuration. Begin the process by choosing a starter bay. The maximum width is two bays wide but multiple sets can be attached together using a simple magnetic system.



1h x 1w

426h x 426w x 426d

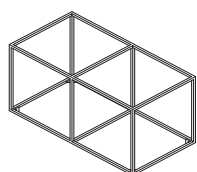
£216



1h Double

426h x 839w x 426d

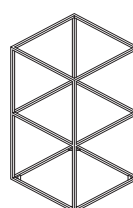
£192



1h x 2w

426h x 839w x 426d

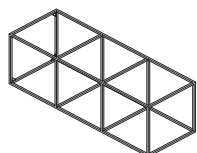
£305



2h x 1w

839h x 426w x 426d

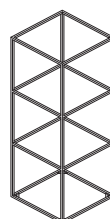
£305



1h x 3w

426h x 1252w x 426d

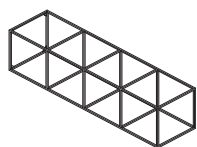
£391



3h x 1w

1252h x 426w x 426d

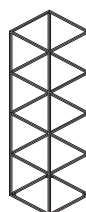
£391



1h x 4w

426h x 1665w x 426d

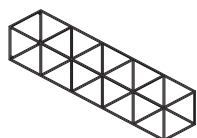
£469



4h x 1w

1665h x 426w x 426d

£469



1h x 5w

426h x 2078w x 426d

£560

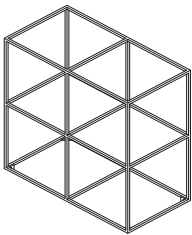
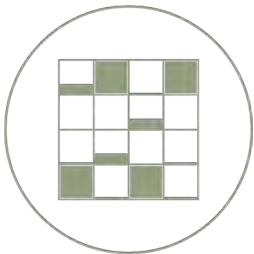


5h x 1w

2078h x 426w x 426d

£560

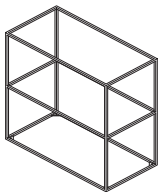
NOVUS aben



2h x 2w

839h x 839w x 426d

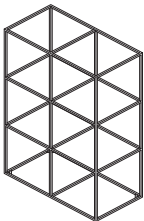
£439



2h Double

839h x 839w x 426d

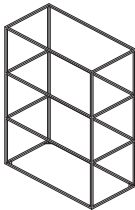
£368



3h x 2w

1252h x 839w x 426d


£586



3h Double

1252h x 839w x 426d

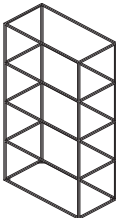
£495



4h x 2w

1665h x 839w x 426d


£690



4h Double

1665h x 839w x 426d


£618



5h x 2w

2078h x 839w x 426d

£817

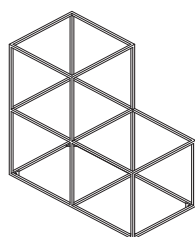
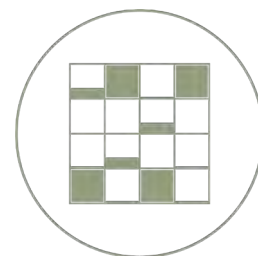


5h Double

2078h x 839w x 426d

£739

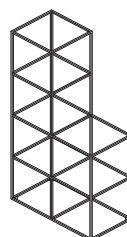
NOVUS aben



1h + 2h

£384

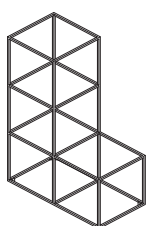
839h x 839w x 426d



2h + 4h

£597

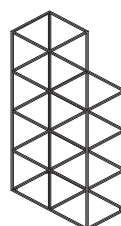
1665h x 839w x 426d



1h + 3h

£459

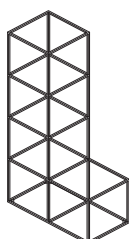
1252h x 839w x 426d



3h + 4h

£649

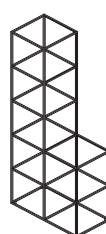
1665h x 839w x 426d



1h + 4h

£538

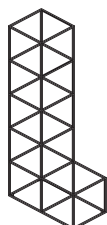
1665h x 839w x 426d



2h + 5h

£676

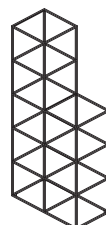
2078h x 839w x 426d



1h + 5h

£628

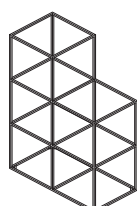
2078h x 839w x 426d



3h + 5h

£719

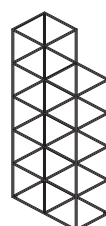
2078h x 839w x 426d



2h + 3h

£528

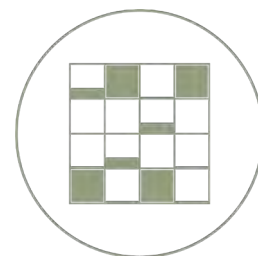
1252h x 839w x 426d



4h + 5h

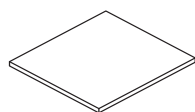
£722

2078h x 839w x 426d



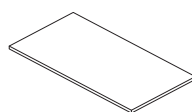
Step 2 : Select your Inserts

Lightweight, stain and scratch resistant our MFC inserts are available in a range of colours and finishes to suit your environment. Whether your Novus system is to be used for display, acoustics or locking away or storing valuables we have a solution to fit.



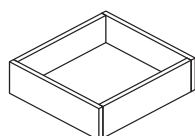
Single Shelf

£42



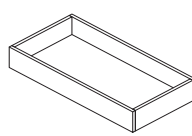
Double Shelf

£51



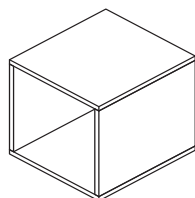
Single Planter

£166



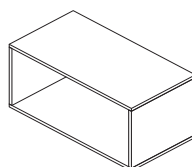
Double Planter

£253



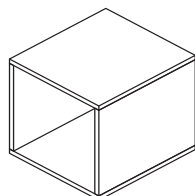
Single
Open Back Box

£166



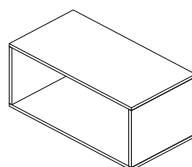
Double
Open Back Box

£238



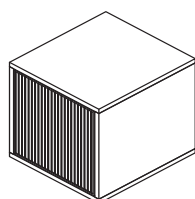
Single
Closed Back
Box

£186



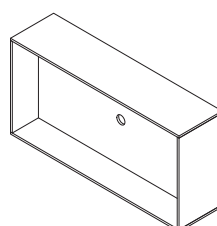
Double
Closed Back
Box

£293



Single
Box with Ribbed
Glass Door

£640

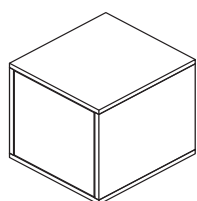
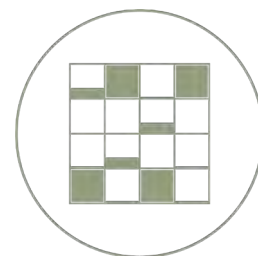


TV Unit
(4w x 2 h)

£847

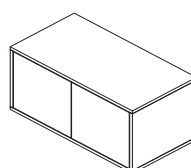
Fits up to a 55" tv

NOVUS aben



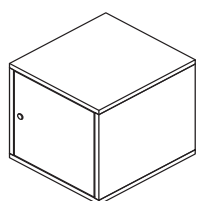
Single
Box with Door

£208



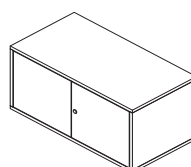
Double
Box with Doors

£333



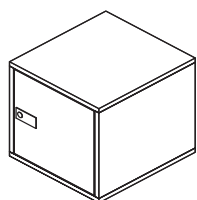
Single
Box with Door
(key lock)

£208



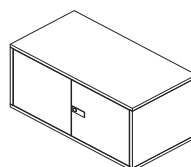
Double
Box with Doors
(Key Lock)

£352



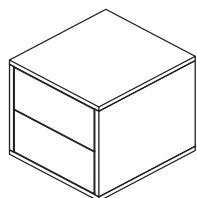
Single
Box with Door
(combi lock)

£208



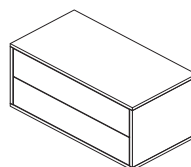
Double
Box with Doors
(combi lock)

£428



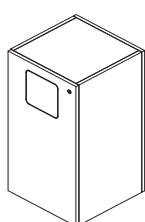
Single Box
with Drawers

£574



Double Box
with Drawers

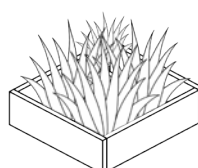
£681



Integrated bin

Includes Stainless steel
flap, metal liner & key
lock

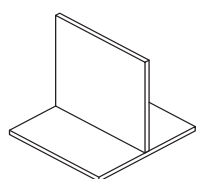
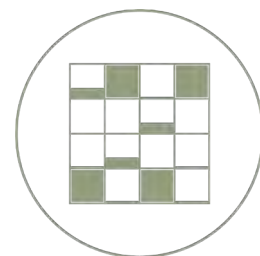
£1635



Planter with
plants

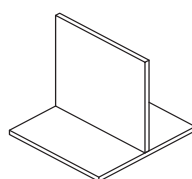
Includes faux plants

£993



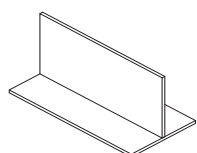
Single Shelf with
Whiteboard

£87



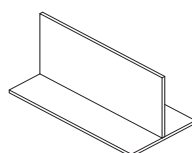
Single Shelf with
Corkboard

£103




Double Shelf
with
Whiteboard

£127




Double Shelf
with
Corkboard

£158



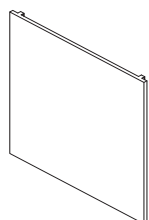
Hanging White
Board
(2h x 1w)

£75



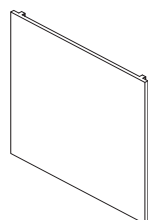
Hanging Cork
Board
(2h x 1w)

£107



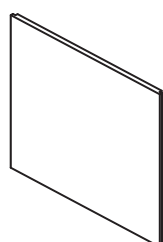
Hanging White
Board
(2hx2w)

£135



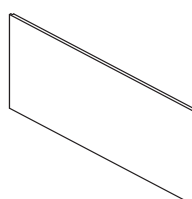
Hanging Cork
Board
(2hx2w)

£150



Single
Acoustic Panel

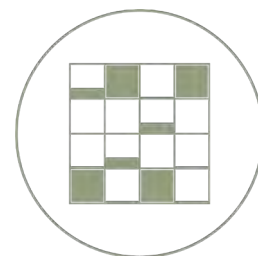
£138



Double
Acoustic Panel

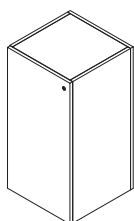
£186

NOVUS aben



Step 2 : Select your base units

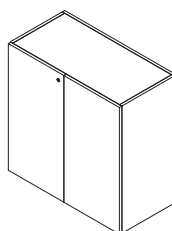
If you require your steel frame to sit on a base unit cabinet or plinth we have the following options available.



Single
Base Cabinet

£475

h826 x d426 x w426

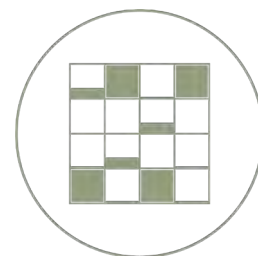


Double
Base Cabinet

£665

h826 x d426 x w839






Finishes


We have hand picked a selection of finishes to give your Novus Collection a contemporary look and feel.

Further options, colours and finishes are available upon request.


Steel Frame Standard Finishes (custom RAL available upon request)



White



Cashmere




Raw Steel




Black

MFC Component Standard Finishes (All finishes have a matching edge unless specified otherwise)




Light Oak




Rustic Oak




Grey Oak




Walnut




Plywood effect




White




Light Grey




Dust Grey



Graphite




Black



Cashmere



Latte



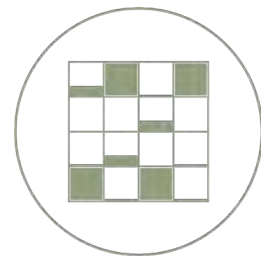
Warm Grey



Deep Navy



Concrete




PET Acoustic Panel Finishes

Our PET acoustic panels are made from recycled plastic bottles, where we give a new purpose to what was once considered waste.

This recycled material does not only have great acoustic properties but is also aesthetically pleasing and eco-friendly.



Haze



Foundry



Marble




Charcoal



Smoke




Palace Pink



Oyster




Downs




Cloud



Coast



Goldstone



Azure



Volks Red




Bungaroosh




Dovecoat



Stock



Peace



Palladian



Dusk



Dawn



PHILIP JORDO
MARTIN STRONDS
SHIGERU BAN
SCHINKEL
TABOCHEN
TABOCHEN

NOVUS Kontor



Manufactured from steel, Novus is a stable, sturdy system with a choice of interchangeable colour options.

Each freestanding unit can be specified up to 2160mm tall to create a room-within-a-room environment with wooden, moss and acoustic panels adding privacy where required.

The structural strength supports the furniture elements as well as design details such as 'windows' and bridging sections. Novus can be readily repurposed, reconfigured and extended to accommodate evolving requirements. Clever touches include the interchangeable bracket enabling shelves to be positioned proud or flush to the metal supporting grid.

Coordinated elements available including:

- Worksurfaces
- Lockers
- Shelves
- Planters
- Display units
- Storage cupboards
- AV units
- Lighting
- Seating
- Moss panels
- Preserved foliage



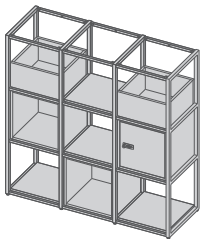
NOVUS Kontor



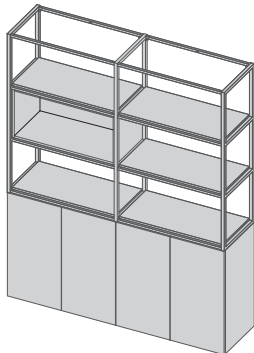
Bespoke Capabilities

Novus applications are only limited to your imagination. The system can be as compact or as extensive as you need it to be. Our manufacturing expertise means that we can adapt the standard modules to suit your needs entirely.

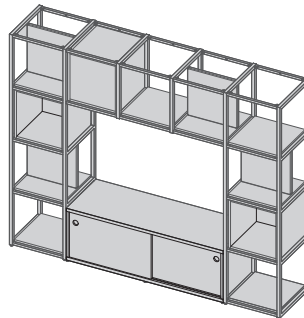
Example Configurations



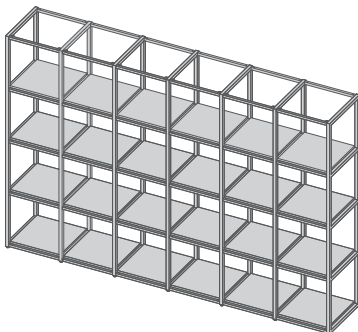
Configuration 1
1300mm x 450mm x 1310mm
(w,d,h)
£poa



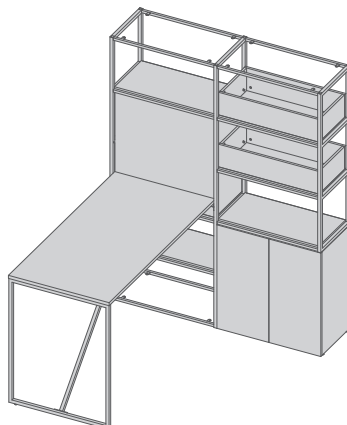
Configuration 2
1725mm x 450mm x 2160mm
(w,d,h)
£poa



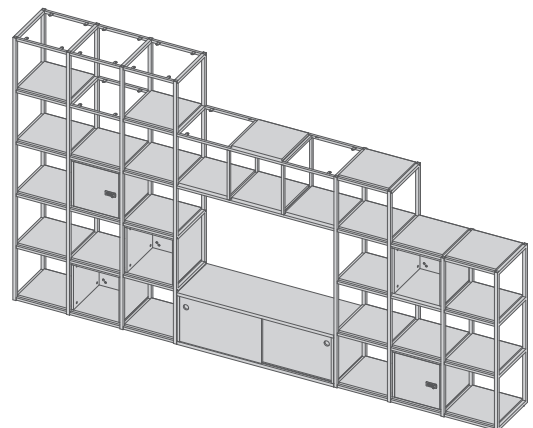
Configuration 3
2150mm x 450mm x 1735mm
(w,d,h)
£poa



Configuration 4
2575mm x 450mm x 1735mm
(w,d,h)
£poa



Configuration 5
1725mm x 1650mm x 2160mm
(w,d,h)
£poa



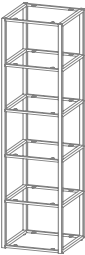
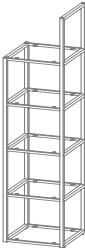

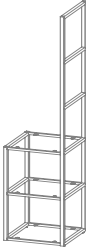

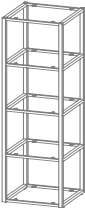
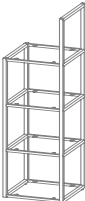

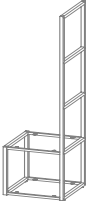

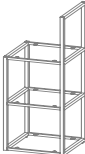
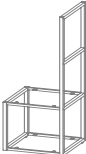
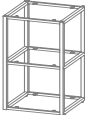
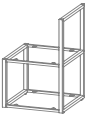

Configuration 6
3850mm x 450mm x 2150mm
(w,d,h)
£poa

NOVUS Kontor



Build it Starters

The steel construction of the Novus Collection can be built piece by piece to create your perfect configuration. Begin the process by choosing a starter bay.

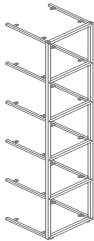

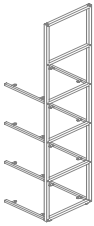
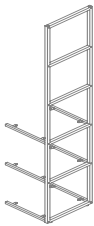
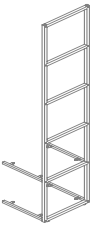
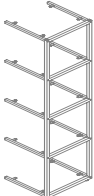

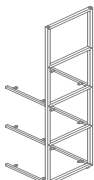
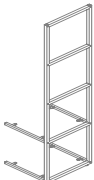
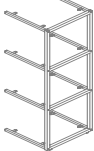
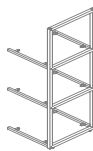
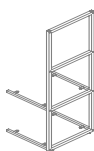
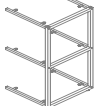
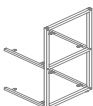

Heights	Start Bays				
	5 High	4 - 5 High	3 - 5 High	2 - 5 High	1 - 5 High
2160 mm					
	Single: £910 Double: £1031	Single: £825 Double: £926	Single: £740 Double: £821	Single: £655 Double: £716	Single: £529 Double: £570
	4 High	3 - 4 High	2 - 4 High	1 - 4 High	
1735 mm					
	Single: £809 Double: £910	Single: £724 Double: £805	Single: £639 Double: £700	Single: £514 Double: £554	
	3 High	2 - 3 High	1 - 3 High		
1310 mm					
	Single: £707 Double: £788	Single: £623 Double: £683	Single: £497 Double: £538		
	2 High	1 - 2 High			
885 mm					
	Single: £606 Double: £668	Single: £482 Double: £522			
	1 High				
460 mm					
	Single: £424 Double: £465				

Single Width
450mm x 450mm (w,d)
Double Width
875mm x 450mm (w,d)

NOVUS Kontor



Build it Add-ons
Choose Add-on bays as required.

Heights	Add-on / End Bays				
	5 High	4 - 5 High	3 - 5 High	2 - 5 High	1 - 5 High
2160 mm	 Single: £661 Double: £782	 Single: £593 Double: £694	 Single: £523 Double: £604	 Single: £454 Double: £516	 Single: £386 Double: £426
1735 mm	4 High  Single: £576 Double: £677	3 - 4 High  Single: £508 Double: £589	2 - 4 High  Single: £439 Double: £499	1 - 4 High  Single: £370 Double: £411	
1310 mm	3 High  Single: £491 Double: £572	2 - 3 High  Single: £422 Double: £484	1 - 3 High  Single: £354 Double: £394		
885 mm	2 High  Single: £407 Double: £467	1 - 2 High  Single: £338 Double: £379			
460 mm	1 High  Single: £281 Double: £321				

Single Width
450mm x 450mm (w,d)
Double Width
875mm x 450mm (w,d)

NOVUS Kontor

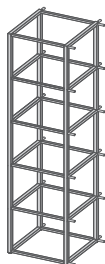


Build it Corners

Corner bays can be added to enhance your design.

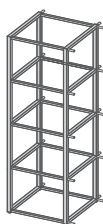
Corner Bays

5 High



£1011

4 High



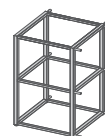
£910

3 High



£809

2 High



£707

1 High



£505

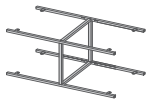


NOVUS Kontor

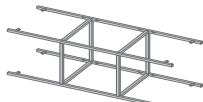


Bridging Units

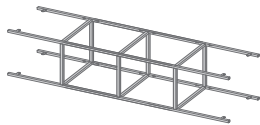
Top Bridging Unit



Double Bridge
825mm x 450mm x 450mm
(w,d,h)
£525



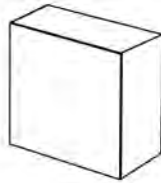
Triple Bridge
1250mm x 450mm x 450mm
(w,d,h)
£606



Quad Bridge
1675mm x 450mm x 450mm
(w,d,h)
£687

Media Insert

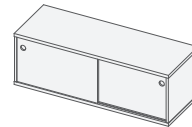
MFC with 2mm ABS edging



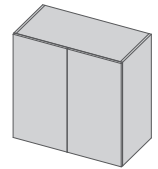
Media Insert with removable back
825mm x 450mm x 825mm
(w,d,h)
£487

Storage

MFC with 2mm ABS edging



Low Storage Cupboard with Sliding Doors (Double)
800mm x 450mm x 450mm
(w,d,h)
£584



Tall Storage Cupboard with push to open Door (single)
450mm x 450mm x 848mm
(w,d,h)
£428

Low Storage Cupboard with Sliding Doors (Triple)
1250mm x 450mm x 450mm
(w,d,h)
£857

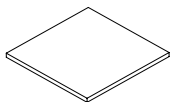
Tall Storage Cupboard with push to open Doors (Double)
800mm x 450mm x 848mm
(w,d,h)
£545

Shelf Fittings

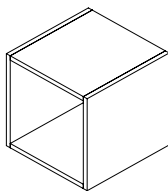
Shelves & Inserts

MFC with 2mm ABS edging

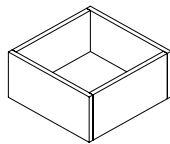
Also available in Wood Grain MFC and Plywood - please contact us for pricing



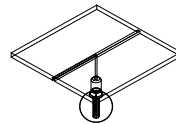
Single Shelf
400mm x 400mm x 18mm
(w,d,h)
£31



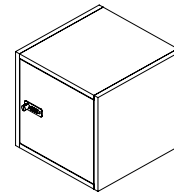
Single Display Box
400mm x 400mm x 400mm
(w,d,h)
£156



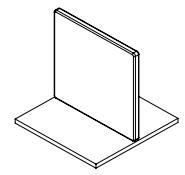
Single Planter
400mm x 400mm x 203mm
(w,h)
£136



Single Light Unit
400mm x 400mm x 18mm
(w,d,h)
£335



Single Box with Door
400mm x 400mm x 400mm
(w,d,h)
£234



Single Shelf with Acoustic Panel
400mm x 400mm x 398mm
(w,d,h)
£229

Double Shelf
800mm x 400mm x 18mm
(w,d,h)
£45

Double Display Box
800mm x 400mm x 400mm
(w,d,h)
£234

Double Planter
800mm x 400mm x 203mm
(w,d,h)
£214

Double Light Unit
800mm x 400mm x 218mm
(w,d,h)
£648

Single Box with Door & Lock
400mm x 400mm x 400mm
(w,d,h)
£251

Triple Shelf
1200mm x 400mm x 18mm
(w,d,h)
£58

Triple Display Box
1200mm x 400mm x 400mm
(w,d,h)
£312

Triple Planter
1200mm x 400mm x 203mm
(w,d,h)
£272

Triple Light Unit
1200mm x 400mm x 18mm
(w,d,h)
£966

Single Box with Door & Combination Lock
400mm x 400mm x 400mm
(w,d,h)
£288

Single Display Box With no back
400mm x 400mm x 400mm
(w,d,h)
£136

Note: Priced as standard MFC. Prices are also available in woodgrain MFC and birch plywood

NOVUS Kontor



Expand it

Tables



**Sitting Height Tables with
18mm Top**
800mm x 1000mm x 750mm
(w,d,h)
£889

800mm x 1200mm x 750mm
(w,d,h)
£930

800mm x 1400mm x 750mm
(w,d,h)
£970

800mm x 1600mm x 750mm
(w,d,h)
£1011



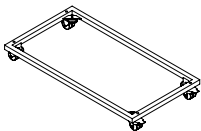
**Poseur Height Tables with
18mm Top**
800mm x 1000mm x 1040mm
(w,d,h)
£889

800mm x 1200mm x 1040mm
(w,d,h)
£930

800mm x 1400mm x 1040mm
(w,d,h)
£970

800mm x 1600mm x 1040mm
(w,d,h)
£1011

Mobile

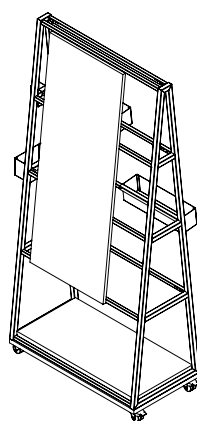


Castor Frames

2 Wide Castor Frame
£304

3 Wide Castor Frame
£465


4 Wide Castor Frame
£627



Easel

Easel Frame with Wipe Board
£1,173
Pen Pot
£41
Large Planter
£81
Small Planter
£64

Wipe Boards



Dry Wipe Panels

2 High x 2 Wide
Includes hanging brackets
£424

Base Plinths

150mm high, 3 wide
£584

150mm high, 4 wide
£701

150mm high, 5 wide
£817

* Price for Camira Blazer or equivalent.
Frame available in Black, White or Silver only.

PERSONALISE




Finishes

We have hand-picked a selection of finishes to give your Novus Collection a contemporary look and feel. Further fabrics, colours and finishes are available upon request.

Steel Frame


Available in any RAL colour. Other colours and finishes available upon request.




Blackened Steel



Black (Matt)
RAL 9005




White
RAL 9016




Clear Powdercoat

Wooden Elements

MFC as standard. Plywood and Veneer POA.




Oak



Urban Oak



Maple



White



Slate Grey



Ceramic Red




Dusk Blue



Black

Edging



Oak
2mm ABS




Ply
Please contact us for prices




Matching ABS to any standard finish

Fabrics

Camira Synergy as standard. Other fabrics and colours available upon request.



Mutual
LDS84



League
LDS50



Regard
LDS54



Pair
LDS31

Cannot find what you are looking?

Novus has been designed as a flexible modular system. Using the standard modules we can create any configuration in any finish, tailored to your specific needs. Talk to one of our designers today.

NOVUS trellis & canopy



Trellis is a 2D version of the Novus system, which forms a space dividing structure.

- 2D grid design
- No intrusive feet are necessary as the design works with a sturdy linking mechanism and levelers.
- Same robust square 25mm x 25mm steel tubing as Novus to create the grid frame work
- Modular and configurable, from 3-by-3 square, up to 5-by-5 square
- Links on to Novus system or to other Novus trellis
- Dress with various types of panel: acoustic, glazed, moss.
- Accessories can be hung from the trellis such as wipe boards, notice boards and picture frames creating a multi-function 'wall'.

£POA

Canopy is a ceiling structure, which can be linked onto Novus or the slimmer Novus Trellis.

- Robust 50mm x 25mm steel tubing frame work is used to create ceiling cross frames, which can house louvres if required.
- Recycled PET acoustic louvre panels attach to the Novus steel frame work to create a comforting acoustic space
- The canopy can be up to 3m in width –with no limits to the length when supported by Novus or Novus Trellis
- The canopy only needs to be linked two sides
- Accessories includes curtains, lighting and preserved foliage

£POA



NOVUS a-zone collaborative bench



**Built for today's inclusive workplace.
Encouraging ergonomic movement and
a team-working environment.**

Novus A-Zone cradles the collaboration work zone, bringing style and functionality together. Suitable for individual and team-working, with a generous surface area and desktop power options, the Novus A-Zone adapts to changing demands.

Ensuring a fully inclusive workspace, the Novus A-Zone height settable option provides access and comfort for all users.

The height adjustable Novus A-Zone brings ergonomic comfort, with the option of pre-settable controls. Further comfort is guaranteed with an option of a Fenix worktop, soft to the touch and scratch resistant.



NOVUS a-zone collaborative bench



Height Settable –
Sitting Height



Fixed Height –
Standing Height

Height
Adjustable



Dimensions:
Settable to 720mm, 740mm or 760mm high
L x W (mm)

	MFC	Fenix
2400 x 1200	£8408	£9556
3000 x 1200	£8825	£9972
3600 x 1200	£13518	£14665
2400 x 1500	£8791	£11084
3000 x 1500	£10736	£12838
3600 x 1500	£14665	£17531

Dimensions:
L x W x H (mm)

	MFC	Fenix
2400 x 1200 x 1100	£8408	£9556
3000 x 1200 x 1100	£8825	£9972
3600 x 1200 x 1100	£13518	£14665
2400 x 1500 x 1100	£8,453	£10,658
3000 x 1500 x 1100	£10736	£12838
3600 x 1500 x 1100	£14665	£17531

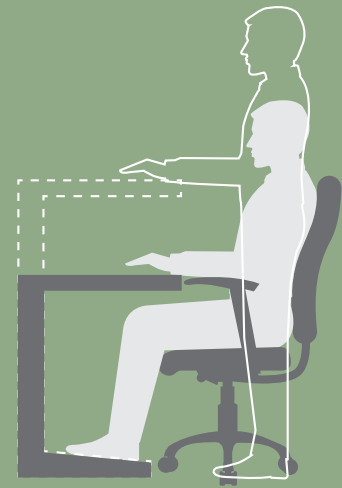
Dimensions:
L x W x H (mm)

	MFC	Fenix
2400 x 1200 x 680-1240	£10702	£11936
3000 x 1200 x 680-1240	£11119	£12353
3600 x 1200 x 680-1240	£15811	£17047
2400 x 1500 x 680-1240	£11084	£13083
3000 x 1500 x 680-1240	£11883	£14837
3000 x 1500 x 680-1240	£16576	£19530

NOTE: External height of the A-Zone frame is 2000mm. All worktops are 25mm less than overall length. Individual height adjustable workstations are also available, contact us for details.

Novus A-Zone Features

Inclusive Workspace	Fully inclusive options. Both the height adjustable and the height settable A-Zone benches, meet standards BS.EN.527-1 Office Furniture and BS.EN.8300-2 Accessible & Inclusive Built Environment.
Workspace Coordination	Part of the Novus range, using the same materials, manufacturing processes and design concept, the A-Zone can be used as part of the range or a stand-alone collaborative bench.
Design Aesthetics	A-frame end supports have been designed so all table options suite together in the same workspace.
Open or Privacy	Two sizes of mesh panels have been developed to provide the option of partially or fully closing the A-frame end supports for privacy and modern aesthetics.
Easy fit accessories	All accessories have been designed to easily hook on and off, securely fixing without tools, to quickly and easily change the style.
Biophilic workplace	Accessories include planters to bring biophilic properties into the work environment, helping to create a colourful workplace.
Integrated cross gantry cabling	Cable management has been incorporated into the design to provide additional light source, ideal for intense work.
Cable management	The cable beam is integral to the structure of the A-Frame, designed with clean lines as a cable free table, or allows fixings for a mesh cable tray.
Utilising space	End frame wipe boards are available in ½ and full panel sizes to further assist with collaboration and team working.
Linak actuator	Market leading Linak DL6 4-way sync actuator powers the height adjustable mechanism for smooth and quiet movement, enabling height tolerance 680-1240mm.
Height adjustment controller	The height adjustment is controlled by CDB6S an easy to use highly sensitive control paddle with soft stop/start. Eco friendly low consumption when on standby mode.



Accessories:

Power module Vertical (single power with twin USB) CE approved	£482
Power module Horizontal (single power with twin USB) CE approved	£526
Lights (Edison style each)	£182
Lighting for 2400mm (LED strip)	£638
Lighting for 3000mm (LED strip)	£1184
Lighting for 3600mm (LED strip)	£1274
Height Adjustable 3 reference controller	£128
Height Adjustable pre-settable controller	£344
Wire mesh panel ½ panel bottom	£287
Wire mesh panel full panel – 530w x 1862h	£573
Wipe board ½ panel - 1368x537mm	£382
Wipe board full panel - 1874x537mm	£552

Hook on/hook off accessories:

Worktop mesh cable tray 2400mm	£114
Worktop mesh cable tray 3000mm	£130
Worktop mesh cable tray 3600mm	£141
Mesh planter for gantry 2400mm	£114
Mesh planter for gantry 3000mm	£130
Mesh planter for gantry 3600mm	£141
Steel planter small - 50x50x100mm	£38
Steel planter medium - 175x100x100mm	£57
Steel planter large - 400x100x100mm	£77
Preserved foliage gantry 2400mm pack	£1688
Preserved foliage gantry 3000mm pack	£1968
Preserved foliage gantry 3600mm pack	£2531
Preserved foliage small planter pack	£11
Preserved foliage medium planter pack	£43
Preserved foliage large planter pack	£92



NOVUS a-zone collaborative bench



Seating Guide:

2400mm x 1500mm		3000mm x 1500mm		3600mm x 1500mm	
Workstation	Collaboration bench	Workstation	Collaboration bench	Workstation	Collaboration bench

Steel Frame

An extensive option of powder coated colours are available for the framework, please enquire

				Clear lacquer also known as raw finish, showing manufacturing marks, blemishes and welding burns, creating an authentic industrial look.
Blackened Steel	Black (Matt) RAL 9005	White RAL 9016	Clear Lacquer	

Bench Top

MCF Board - MFC as standard.
Plywood and Veneer POA.

Black	Bleached oak	Light grey	Maple
Natural Oak	White	Shorewood	Walnut

An extensive option of colours are available in MFC and Fenix worktops, please enquire

Edging

Standard colours of board edging to match or contrast are available

Fenix - Nanotechnology. Soft touch, anti fingerprint, thermal healing micro scratches

White	Light Grey
Black	Dark Grey

Optional Extras

	PLY 2mm clear acrylic edging with a wood effect backing +£5%
--	---

Cannot find what you are looking for?

Novus A-Zone has been designed with standard components which allow for bespoke adaptations and additions. Talk to one of our designers to see how tailored finish and sizing can meet your specific needs.

IMPORTANT INFORMATION



Inclusive: Wheelchair suitable.



Sustainable: Steel is one of the world's most recycled materials, and among the easiest materials to reprocess, as it can be separated magnetically from the waste stream. Our Steel content is in excess of 56% recycled. Egger MFC is manufactured to EN 312 and EN 14322 and FSC accredited. Fenix NTM is certified to NSF, and CE marked for interior building applications. It is also FSC accredited. Fenix is applauded for its durability, thereby providing product longevity. Both MFC and Fenix are popular in the reuse and repurpose streams, eliminating energy consumption by recycling. Planting: real plants, preserved in non environmentally harmful process, compostable at the end of life.

Note: All prices are retail and subject to trade discount. Pricing is ex works, if you would like a quote for delivery or delivery and installation, please do contact us.



Frem Group
Concept House
Upton Valley Way East
Pineham Business Park
Northampton
NN4 9EF

London Showroom
84 Clerkenwell Road
London
EC1M 5RF



+44 (0) 1604 756 567
info@fremgroup.co.uk
FREM.CO.UK

