

SIGNATURE

EXPERTLY CRAFTED



TECHNICAL SPECIFICATION & PRICE LIST 2022

CONTENTS

Introducing Signature _____ 2

Meeting table _____ 3

Executive desk _____ 4

Storage _____ 5

Coffee table _____ 6

Finishes _____ 7



INTRODUCING SIGNATURE

Our Signature collection of premium executive office furniture represents luxury and craftsmanship at its best. Hand-crafted complementary timeless pieces, have been designed to flow through your offices, impressing all with their bold statements.



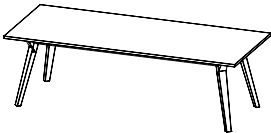
MEETING TABLE

Our Signature meeting tables promise to impress with their distinctive, sleek and contemporary design. With a hand-crafted premium feel, these eye-catching pieces offer style as well as durability, making them a perfect option for client and board meetings.

The stunning meeting tables come with a 26mm thick veneer top and either a square or reverse chamfer edge, tapered solid wood splayed legs, and an attractive metal detail as standard.

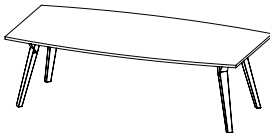
STANDARD SPECIFICATION

- 26mm short grain, crown cut veneer top
- Height 750mm
- 2mm solid wood square/reverse chamfer edge
- Square corners
- Tapered solid wood splayed legs
- Metal brace leg feature
- Cable tray
- Oak/maple/walnut finish
- Copper/brass/stainless brushed metal finish




RECTANGULAR

DEPTH (mm)	LENGTH (mm)	SEATS
800	1600	2-4
900	1800	2-4
1000	2000	4-6
1200	2400	8
1200	3000	10
1200	3600	10-12
1200	4200	12-14
1200	4800	14
1500	3000	10-12
1500	3600	10-12
1500	4200	12-14
1500	4800	14
1500	5400	14-16
1500	6000	16-20




BARREL

DEPTH (mm)	LENGTH (mm)	SEATS
1000/1200	2000	4-6
1000/1200	2400	8
1000/1200	3000	10
1200/1500	3600	10-12
1200/1500	4200	12-14
1200/1500	4800	14
1200/1500	5400	14-16
1200/1500	6000	16-20



ROUND

DIAMETER (mm)	SEATS
1000	2-4
1200	2-4
1500	4
1800	4-6



SQUARE

DEPTH (mm)	LENGTH (mm)	SEATS
1200	1200	4
1500	1500	4

Please note:
If you require a table that is between two of our standard size options, please price to the next applicable size up.

Tables above 2400mm(l) require 6 legs.
Tables above 4800mm(l) require 8 legs.

CANNOT FIND WHAT YOU NEED?

Even though our products have been designed to standard specifications, we can customise the sizing, finishes, metal detailing and tailor to your specific needs. Talk to one of our specialists to discuss your bespoke requirements.

OPTIONAL EXTRAS

TABLE TOP

- Bespoke grain directions
- Rounded corners (square edge)
- Rounded corners (reverse chamfer edge)
- Metal strip inlay across top (standard finish)
- Metal strip inlay across top (premium finish)

CABLE MANAGEMENT

- Wooden cable riser

- Metal plate inside leg concealing integral cabling per leg (standard finish)
- Metal plate inside leg concealing integral cabling per leg (premium finish)
- Cable grommet

POWER & DATA

- Grain matched flap with power module (double power & 4x USB) CE approved

- Metal matched flap with power module (double power & 4x USB) CE approved
- Wireless charging unit

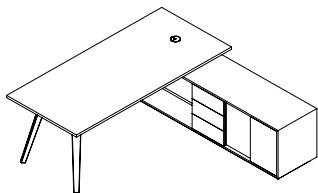
FINISHES

- Solid colour lacquer top
- Fenix laminate top
- Premium black oak wood finish
- Metal brace leg feature (premium finish)

EXECUTIVE DESK

The Signature executive desk features a unique, stylish design that inspires creativity and represents success. With a modern take on executive office furniture, it is a statement piece for the executive who demands the very best.

The desk is available in left or right hand configurations, with tapered solid wood splayed legs, integrated storage and locking options.



STANDARD SPECIFICATION

- 26mm long grain, crown cut veneer top
- Height 750mm
- 2mm solid wood square edge/reverse chamfer desk top
- Square corners
- Right or left handed
- Tapered solid wood splayed legs
- Metal brace leg feature
- Cable grommet
- Integral storage unit*
- Oak/maple/walnut finish
- Copper/brass/stainless brushed metal finish

**Integral storage unit: • 19mm long grain, crown cut veneer top, side panels and doors • Open storage with an adjustable shelf • 3 drawers • 2 sliding doors • Cable management routed through the unit*



DIMENSIONS

OVERALL DEPTH (mm)	OVERALL WIDTH (mm)	DESK TOP DEPTH (mm)	DESK TOP WIDTH (mm)	STORAGE UNIT DEPTH (mm)	STORAGE UNIT WIDTH (mm)
1800	1800	900	1800	1800	500
2000	2000	900	2000	2000	500
2000	2400	900	2400	2000	500

OPTIONAL EXTRAS

DESK TOP

- Bespoke grain directions
- Rounded corners (square edge)
- Rounded corners (reverse chamfer edge)
- Modesty panel

CABLE MANAGEMENT

- Metal plate inside leg concealing integral cabling per leg (standard finish)
- Metal plate inside leg concealing integral cabling per leg (premium finish)

POWER & DATA

- Grain matched flap with power module (double power & 4x USB) CE approved
- Metal matched flap with power module (double power & 4x USB) CE approved

LOCKING

- Standard lock with suited keys
- Alternative locking options

FINISHES

- DESK TOP
 - Solid colour lacquer top
 - Fenix laminate top

- Premium black oak wood finish
- Metal brace leg feature (premium finish)
- Metal strip inlay across top (standard finish)
- Metal strip inlay across top (premium finish)

STORAGE UNIT

- Solid colour lacquer top
- Fenix laminate top
- Premium black oak wood finish
- Carrara marble top
- Composite stone top
- Finished back to match

CANNOT FIND WHAT YOU NEED?

Even though our products have been designed to standard specifications, we can customise the sizing, finishes, metal detailing and tailor to your specific needs. Talk to one of our specialists to discuss your bespoke requirements.

STORAGE

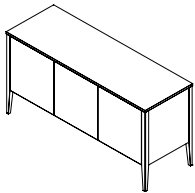
Signature storage is more than just functional furniture, these are standout pieces that will eventually become modern day classics. Our exquisite credenzas offer a choice of veneer, bespoke stone and marble tops, interchangeable push-to-open door and drawer options, and an optional fridge.

The Signature filer and tall storage units are perfect for those seeking a complete and matching suite of stunning office furniture.

STANDARD SPECIFICATION

- 19mm long grain, crown cut veneer*
- Tapered solid wood legs
- Easy-clean grey interior
- Doors and drawers with push-to-open mechanism
- Adjustable shelves
- Oak/maple/walnut finish


**Veneer sides, tops and doors*



CREDENZA

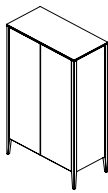
DESCRIPTION	DEPTH (mm)	WIDTH (mm)	HEIGHT (mm)
2 doors with single shelf	500	1000	750
3 doors with single shelf	500	1460	750
4 doors with single shelf	500	1920	750

All shelves are adjustable.



FILER

DESCRIPTION	DEPTH (mm)	WIDTH (mm)	HEIGHT (mm)
Double doors with 2 shelves	500	1000	1000
2 filer drawers	500	1000	1000
3 filer drawers	500	1000	1380



TALL STORAGE

DESCRIPTION	DEPTH (mm)	LENGTH (mm)	HEIGHT (mm)
Double doors with coat rail and 2 shelves	500	1000	1800
Double doors with 5 shelves	500	1000	1800
Double doors with 2 filer frames and 3 shelves	500	1000	1800

OPTIONAL EXTRAS

FRIDGE

Credenza fridge

LOCKING

Standard lock with suited keys

Alternative locking options

FINISHES

Bespoke grain directions

Solid colour lacquer top

Fenix laminate top

Premium black oak wood finish

Carrara marble top

Composite stone top

Metal strip inlay in legs (standard finish)

Credenza/Filer/Tall

Metal strip inlay in legs (premium finish)

Finished back to match

Credenza

Filer

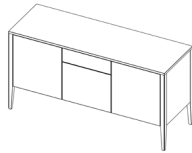
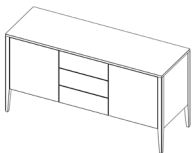
Tall Storage

Veneer internals

CREDENZA CONFIGURATIONS

Replace door with 3 personal drawers

Replace door with 1 drawer and filer drawer



CANNOT FIND WHAT YOU NEED?

Even though our products have been designed to standard specifications, we can customise the sizing, finishes, metal detailing and tailor to your specific needs. Talk to one of our specialists to discuss your bespoke requirements.

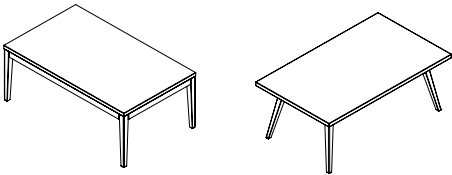
COFFEE TABLE

Simple and functional, yet chic and contemporary, the coffee tables complete the Signature collection.

With two distinctive tapered solid wood leg styles, a timber frame and a beautiful rectangular or round veneer top, either match your coffee table to the Signature meeting table or storage, for perfect design harmony.

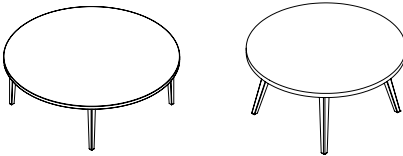
STANDARD SPECIFICATION

- 26mm long grain, crown cut veneer top
- Height 400mm
- 2mm solid wood square edge/reverse chamfer
- Square corners
- Tapered solid wood straight/splayed legs*
- Oak/maple/walnut finish



RECTANGULAR

DEPTH (mm)	LENGTH (mm)
600	600
600	1000
1000	1000



ROUND

DIAMETER (mm)
800
1000
1200

LEG OPTIONS

Straight legs

Splayed legs



**Match your coffee table legs to either your meeting tables or storage.*

OPTIONAL EXTRAS

TABLE TOP

Bespoke grain directions

CABLE MANAGEMENT

Metal plate inside leg concealing integral cabling
per leg (standard finish)

Metal plate inside leg concealing integral cabling
per leg (premium finish)

Cable grommet

POWER & DATA

Wireless charging unit

FINISHES

Solid colour lacquer top

Fenix laminate top

Premium black oak wood finish

Metal disc inlay in round top (standard finish)

Metal strip inlay in leg (standard finish)

Metal strip inlay in leg (premium finish)

CANNOT FIND WHAT YOU NEED?

Even though our products have been designed to standard specifications, we can customise the sizing, finishes, metal detailing and tailor to your specific needs. Talk to one of our specialists to discuss your bespoke requirements.

FINISHES

The Signature collection is designed and priced to standard wood and metal finishes. We also offer a range of premium wood and metal finishes which are in most cases priced on application.

With the Signature executive range, anything is possible, if you have something in mind that you cannot see, more bespoke finishes are available upon request.

STANDARD WOOD



Oak



Maple



American Black Walnut




Black Oak

PREMIUM WOOD

STANDARD METAL




Brushed Copper



Brushed Brass



Brushed Stainless



Polished Brass or Stainless

PREMIUM METAL

FENIX LAMINATE



0754 Blu Fes



0720 Nero Ingo



0724 Grigio Bromo



0750 Verde Comodoro


SOLID COLOUR LACQUER




Black (RAL 9005)




Dark Grey (RAL 7046)



Light Grey (RAL 7035)



White (RAL 9016)



Ocean Blue (RAL 5020)



Turquoise Blue (RAL 6033)

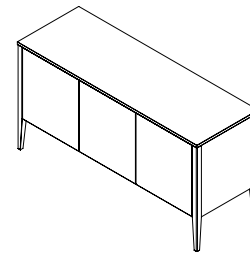
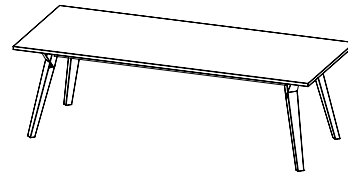
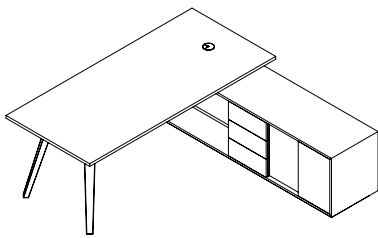


Wine Red (RAL 3005)



Salmon Orange (RAL 2012)





EXPERTLY CRAFTED

Head Office:

Frem Group
Concept House
Upton Valley Way East
Northampton
NN4 9EF
United Kingdom

+44 (0)1604 756567

London Showroom:

84 Clerkenwell Road
London
EC1M 5RF

info@frem.co.uk



[@frem_furniture](https://twitter.com/frem_furniture)



[linkedin/company/fremgroup](https://www.linkedin.com/company/fremgroup)



[instagram/fremgroup](https://www.instagram.com/fremgroup)

www.frem.co.uk

SIG.0122